



# PFRStat



## Departmental Measures

### August 2015

MUO



The Medical Unit Overload (MUO) plan had 7 activations in August 2015, compared to 1 activation in August 2014. The plan was activated a total of 12 times in the last quarter, compared to 5 times in the same quarter one year ago.

CARES



Cardiac survival rates for the month of July 2015 were at an overall rate of 22.2% (2 cases out of 9). In July 2014, the survival rate was at 0% (0 cases out of 16).

Community Outreach



A total of 30 Public Education programs were offered to an audience of 1,666 in August 2015 compared to 21 programs and an audience of 712 in August 2014. 1 CPR class with 9 total students were taught in August 2015 compared to 2 CPR Classes with 15 total students in August 2014.

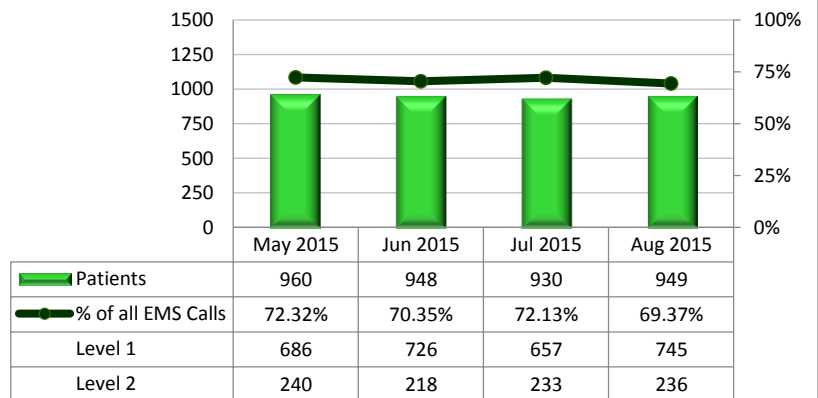
Transported Patients were received at 13 area hospitals in August. Highest receivership:

**MCP**  
52.5%

**PHOP**  
18.1%

**BAY**  
10.3%

### EMS Patient Transports





# CALLS FOR SERVICE

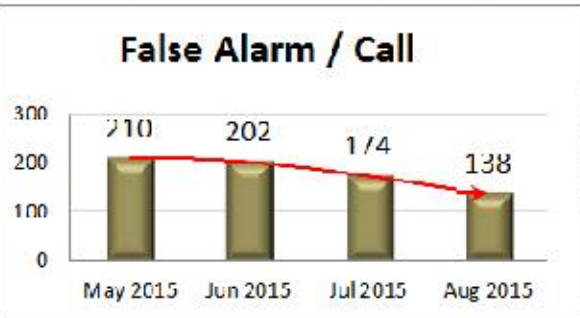
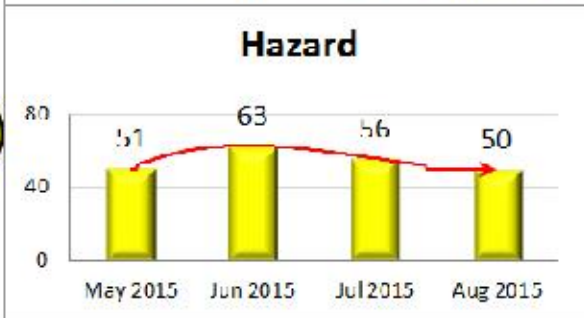
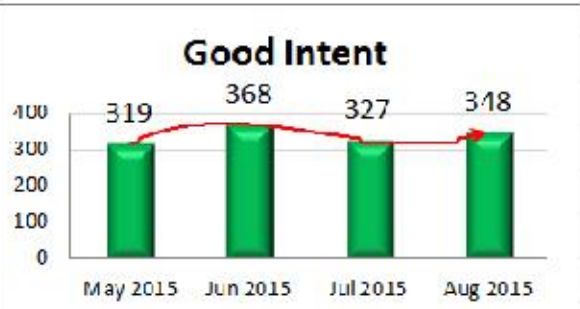
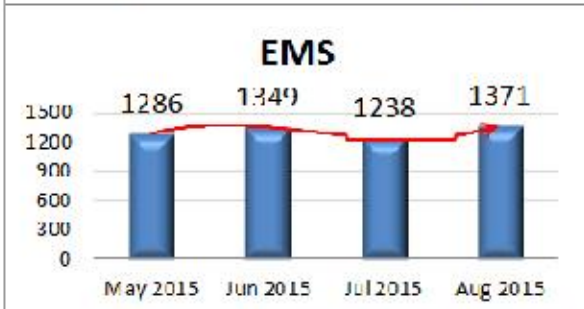
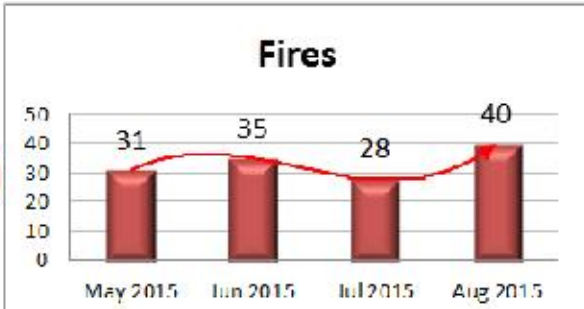
Total Incidents for the month of August: 2,146

Change from previous month: +5.04%

Change from same month of previous year: +15.63%

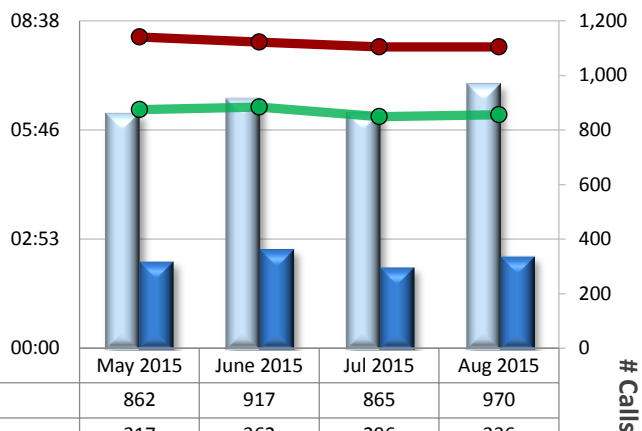
Variance from quarterly average: +0.60%

## CALLS BY NFIRS TYPE



# Response Time

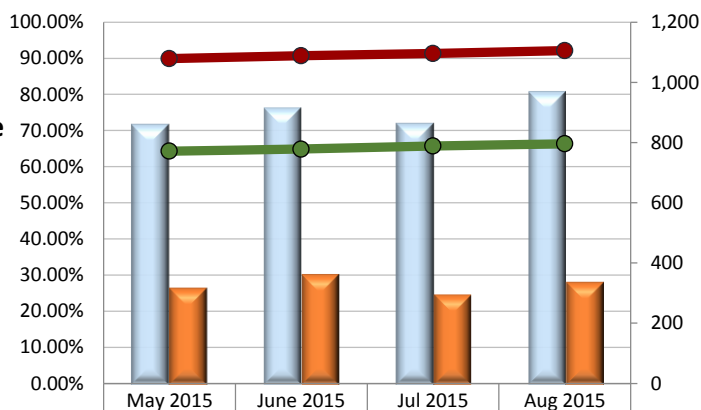
## Emergency Response Time (90<sup>th</sup> %)



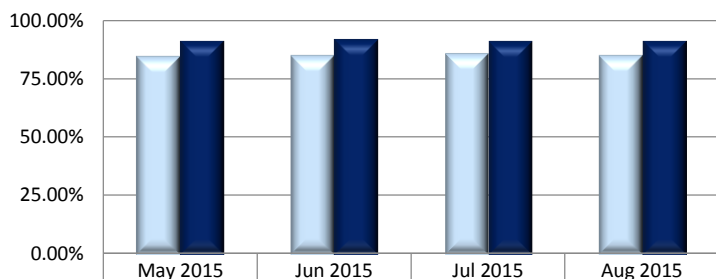
Travel Times increased slightly from last month but are still an improvement over May and June. Total Response Times maintained the same value from July and are still the lowest value since May.

Compliance with the Benchmark and Best Practice levels both showed gains, continuing the positive trend from last month.

## Total Response Time \* Compliance (90<sup>th</sup> %)



## Turnout



Turnout compliance decreased at the Benchmark level while showing a slight increase at the Best Practice level.



# Prevention Activities

## New Const. Inspections

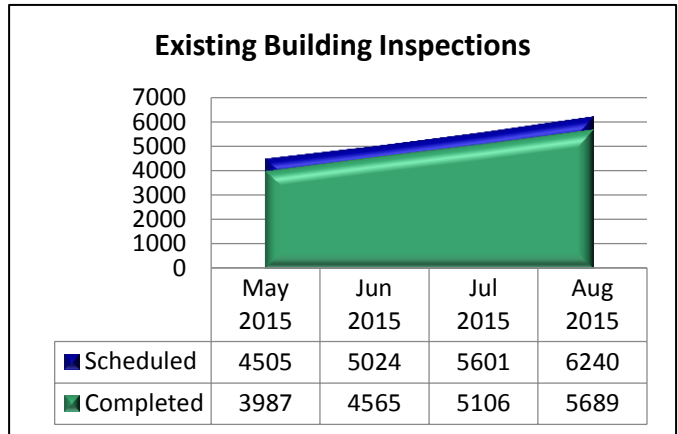
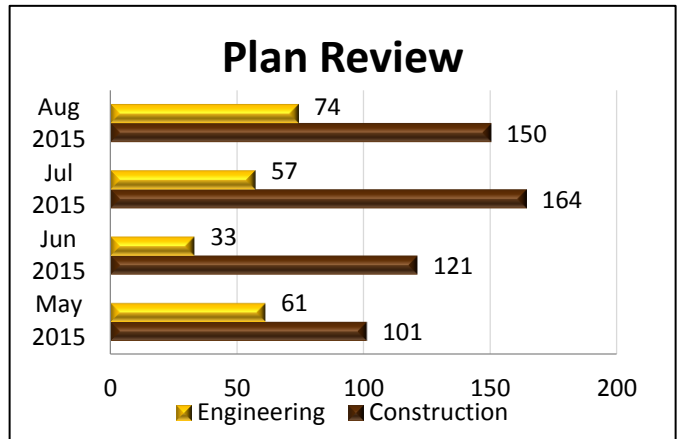
Aug 2015: 488  
 Quarter: 1333

## Fires with > \$10K Loss:

Aug 2015: 2  
 Quarter: 11

## Investigations:

Aug 2015: 8  
 Quarter: 13



Aug 2015: 2 Sprain/Strain/Muscle Pain (At Station)  
 2 Sprain/Strain/Muscle Pain (At Incident)  
 1 Sprain/Strain/Muscle Pain (Training)  
 1 Wound/Cut/Bleeding/Bruise (Training)

## Firefighter Injuries



Quarter: 7 Sprain/Strain/Muscle Pain  
 2 Wound/Cut/Bleeding/Bruise  
 (3 @ Incidents, 3 @ Station, 3 @ Training)



## Survey Responses: July 2015

Appearance of Personnel	Courtesy of Personnel	Quality of Service	Response Time
<u>Exceeded:</u> 44 (75%)	<u>Exceeded:</u> 50 (85%)	<u>Exceeded:</u> 45 (76%)	<u>Exceeded:</u> 45 (76%)
<u>Met:</u> 15 (25%)	<u>Met:</u> 9 (15%)	<u>Met:</u> 14 (24%)	<u>Met:</u> 14 (24%)