



# Plano Fire-Rescue

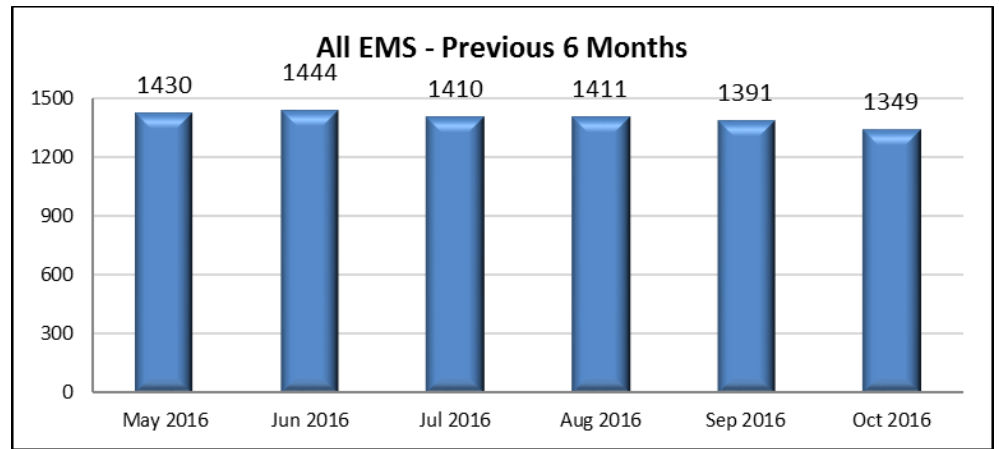
Monthly Update  
October 2016

## CALLS FOR SERVICE

### Emergency Medical Services

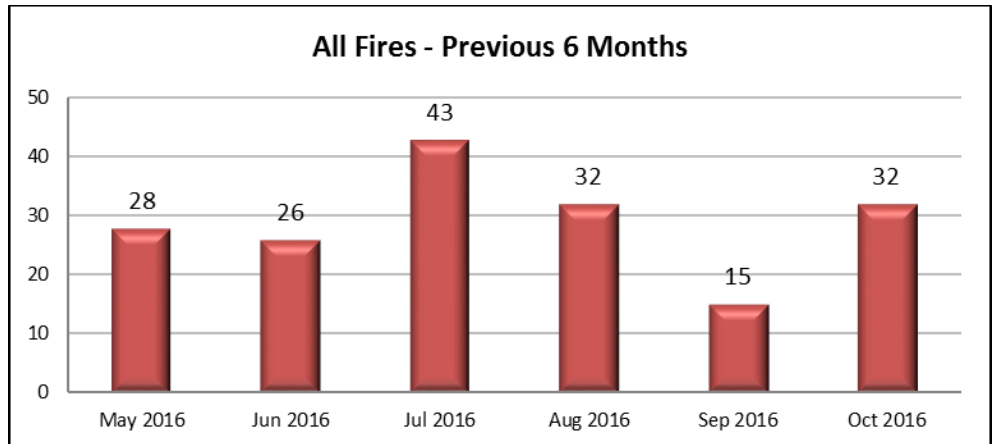
^Total Cardiac Arrests	N/A*
^Total Saves*	N/A*
^Utstein Cardiac Arrests	N/A*
^Utstein Saves*	N/A*
Myocardial Infarctions	5
Strokes	44
Motor Vehicle Accidents	192
<b>Total EMS Calls</b>	<b>1349</b>

\* Database changes prevented our medical direction staff from providing October data



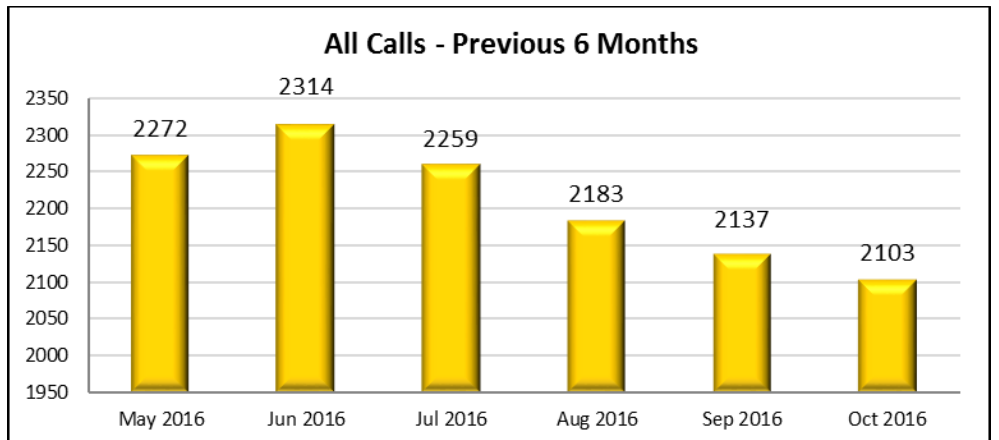
### Fire Services

Structure Fires	6
Passenger Vehicle Fires	9
Grass/Brush/Vegetation Fires	4
Other Fires	13
<b>Total</b>	<b>32</b>



### All Calls

Fires	32
EMS	1349
Hazardous Conditions	49
False Alarms/Calls	141
Good Intent Calls	341
Service Calls	187
Other Calls	4
<b>Total Calls</b>	<b>2103</b>





# RESPONSE TIMES

## ALL EMERGENT CALLS

	5 Year Average for October	October 2016 Average	October 2016 90 <sup>th</sup> Percentile
Turnout Dispatch to Enroute	00:54	00:57	1:26
Travel Enroute to Arrival	04:34	04:27	07:17
FD Response Dispatch to Arrival	04:48	04:50	06:58

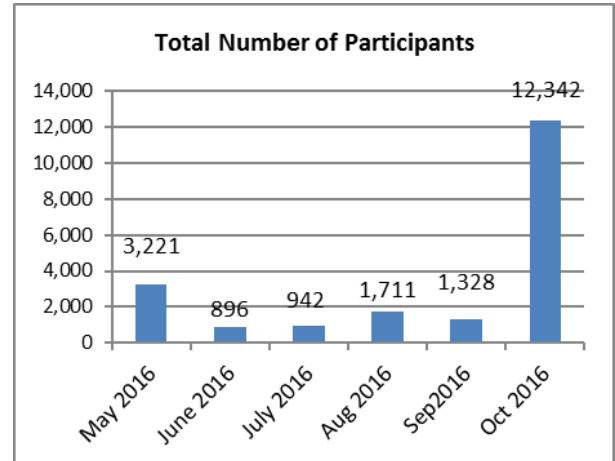
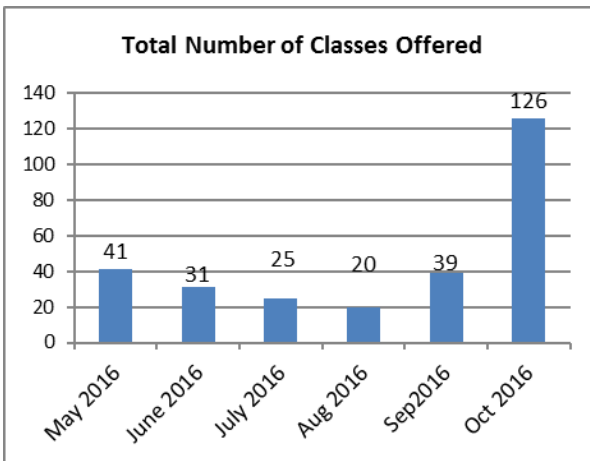
# CITIZEN SURVEY RESPONSES

## AUGUST 2016 — 48 RESPONSES OF 121 CARDS SENT

	Response Time	Quality of Service	Courtesy of Personnel	Appearance of Personnel
Exceeded	100.00%	100.00%	100.00%	97.62%
Met	-	-	-	2.38%
Did Not Meet	-	-	-	-

# PUBLIC EDUCATION AND OUTREACH

	October 2016	May—October 2016	May—October 2015
Total Number of Classes Offered	126	282	327
Total Number of Participants	12,342	20,440	20,878
Number of CPR Classes Offered	1	9	10
Number of CPR Participants	30	153	716



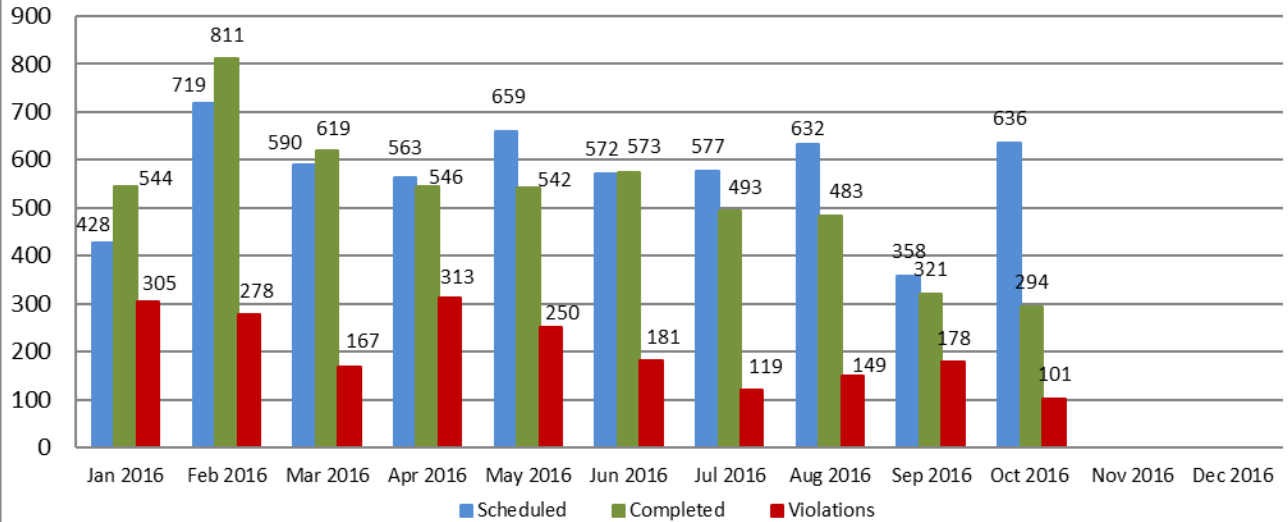
OCTOBER 2016



# EXISTING BUILDING INSPECTIONS

	October 2016	October 2015
Scheduled	636	630
Completed	294	353
Violations	101	168

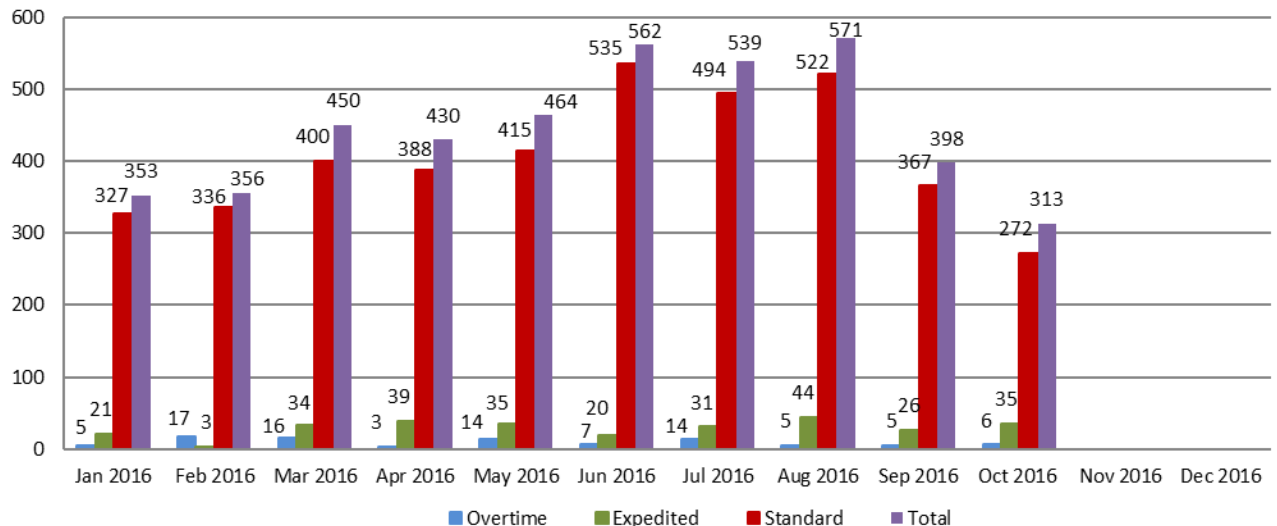
Existing Building Inspections - 2016



# NEW CONSTRUCTION INSPECTIONS

	October 2016	October 2015
Standard	272	406
Expedited	35	25
Overtime	6	3
Total	313	434

New Construction Inspections - 2016

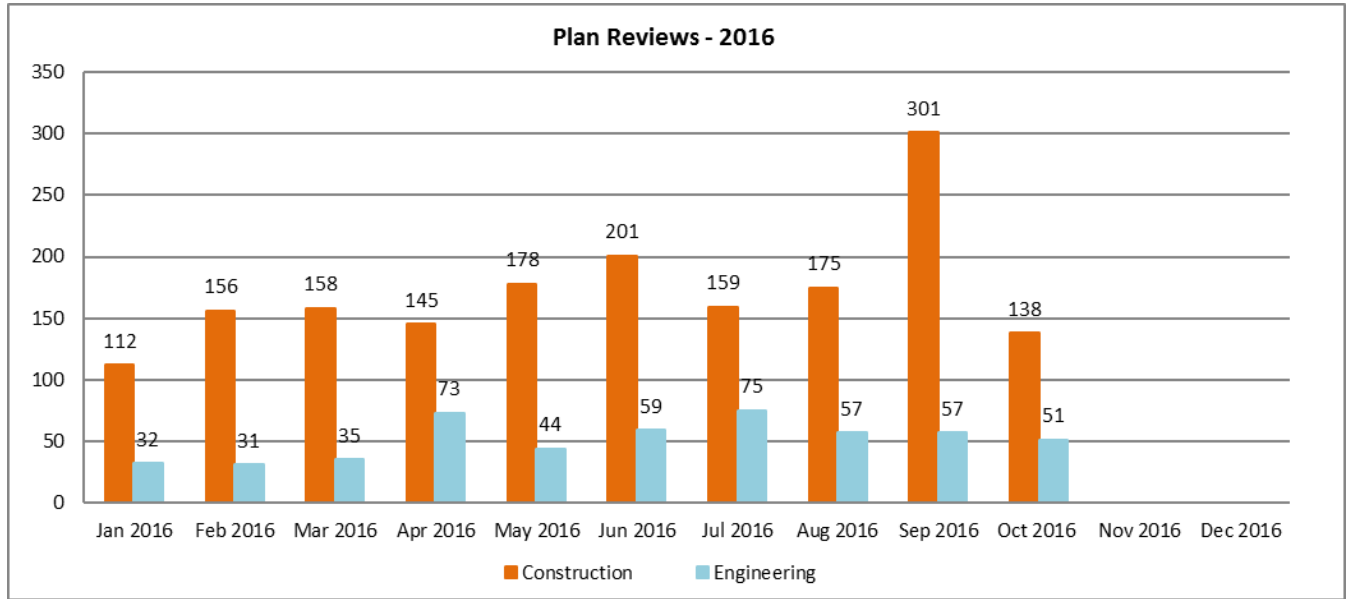


OCTOBER 2016



# PLAN REVIEWS

	October 2016	October 2015
Construction	138	151
Engineering	51	70



# FIRE LOSSES AND INVESTIGATIONS

	October 2016	October 2015
Investigations	6	1
Fires > \$10K Loss	5	4

# ITEMS OF INTEREST

## Public Education:

October 2016 was a very busy month. Along with celebrating National Fire Prevention Month, Plano Fire-Rescue attended 14 block parties on National Night Out (October 4). We also hosted the first annual Plano Public Safety PULLooza on October 8 with a conservative count of 2,000 in attendance. The PULLooza showcased many Plano departments and was a great success. The Fire Clowns conducted their fire safety program at 34 Plano schools to an audience of more than 12,000 students. The month wrapped up with the Fire Prevention Week Poster Contest Awards Ceremony at City Hall on October 26.

OCTOBER 2016