



# Plano Fire-Rescue

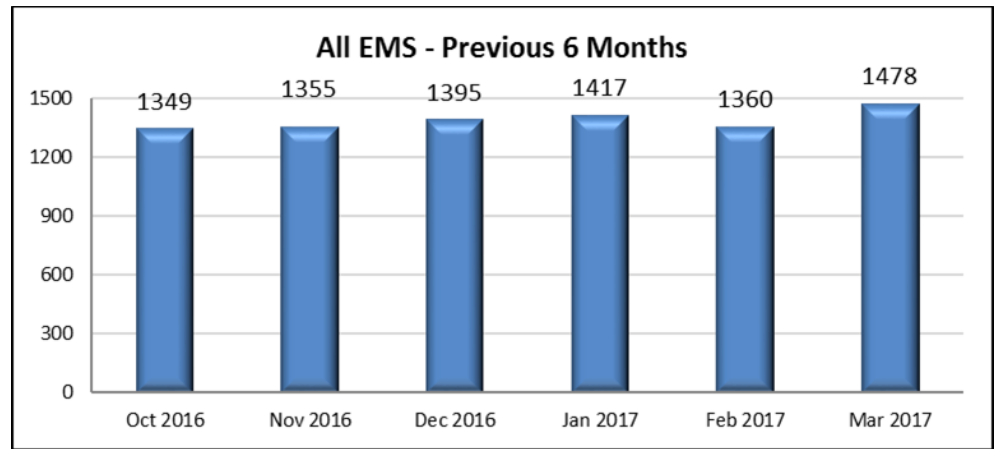
Monthly Update  
March 2017

## CONFIRMED INCIDENTS

### Emergency Medical Services

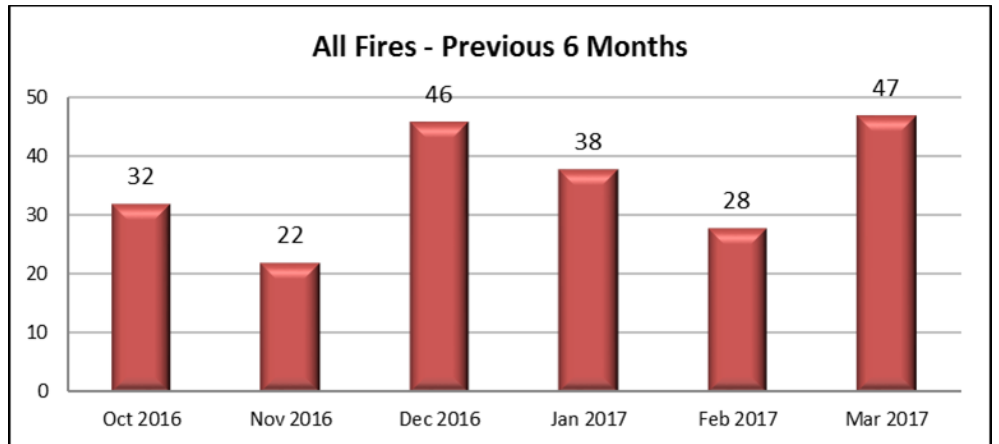
^Total Cardiac Arrests	16
^Total Saves*	0
^Utstein Cardiac Arrests	1
^Utstein Saves*	0
Myocardial Infarctions	7
Strokes	9
Motor Vehicle Accidents	194
<b>Total EMS Incidents</b>	<b>1478</b>

^ Data from CARES Report.  
\* Discharged from hospital neurologically intact.



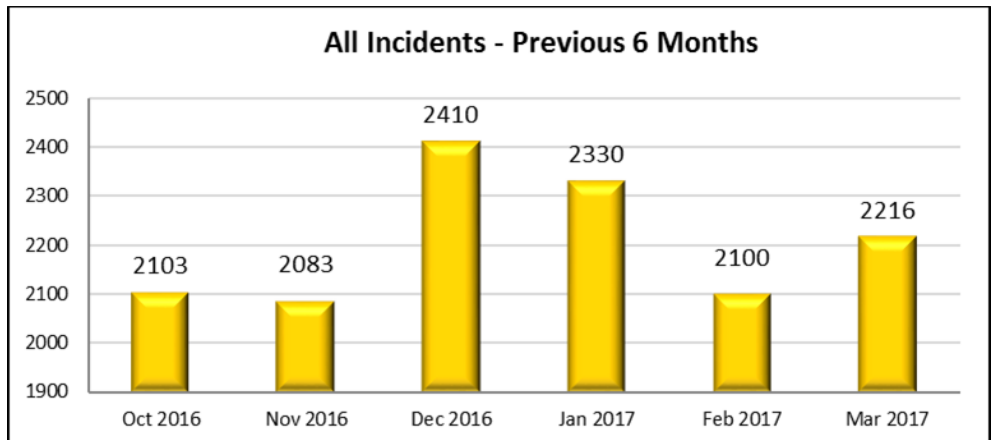
### Fire Services

Structure Fires	8
Passenger Vehicle Fires	6
Grass/Brush/Vegetation Fires	9
Other Fires	24
<b>Total Fire Incidents</b>	<b>47</b>



### All Incidents

Fires	47
EMS	1478
Hazardous Conditions	38
False Alarms/Calls	137
Good Intent Calls	320
Service Calls	194
Other Incidents	2
<b>Total Incidents</b>	<b>2216</b>





# RESPONSE TIMES

## ALL EMERGENT CALLS

	5 Year Average for March	March 2017 Average	March 2017 90 <sup>th</sup> Percentile
Turnout—All Turnouts Dispatch to Enroute	0:56	0:59	1:29
Travel—All Units Enroute to Arrival	4:13	4:18	7:13
FD Response Dispatch to Initial Arrival	4:47	4:48	6:50

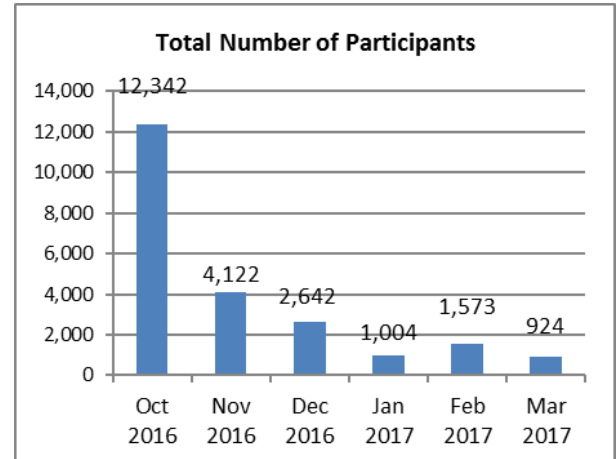
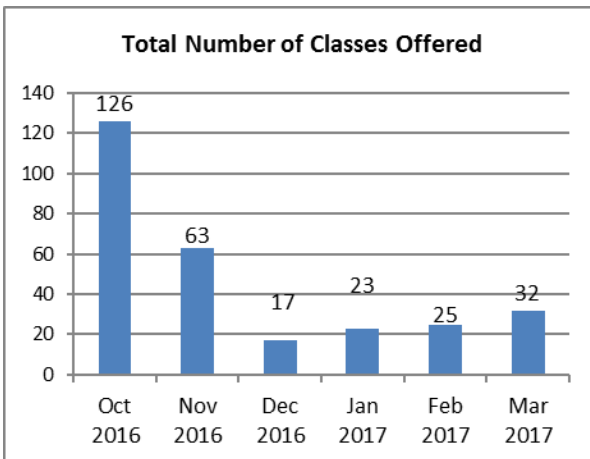
# CITIZEN SURVEY RESPONSES

## FEBRUARY 2016—38 RESPONSES OF 200 CARDS SENT

	Response Time	Quality of Service	Courtesy of Personnel	Appearance of Personnel
Exceeded	81.58%	89.47%	89.47%	86.84%
Met	18.42%	10.53%	10.53%	13.16%
Did Not Meet	-	-	-	-

# PUBLIC EDUCATION AND OUTREACH

	March 2017	October 2016— March 2017	October 2015— March 2016
Total Number of Classes Offered	32	286	274
Total Number of Participants	924	22,607	17,161
Number of CPR Classes Offered	1	9	17
Number of CPR Participants	18	378	612



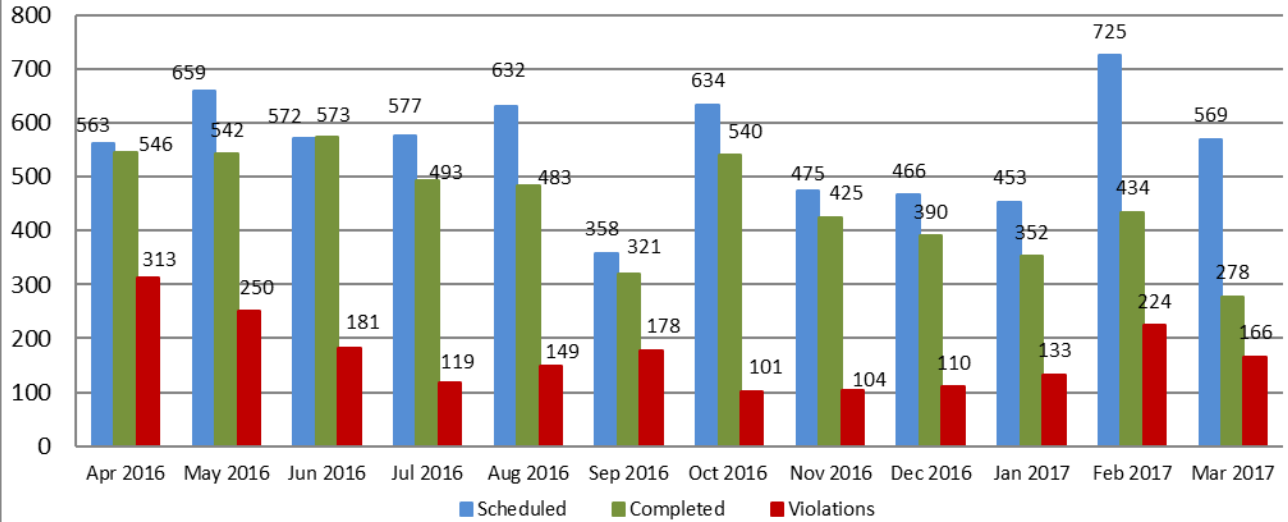
MARCH 2017



# EXISTING BUILDING INSPECTIONS

	March 2017	March 2016
Scheduled	569	590
Completed	278	619
Violations	166	167

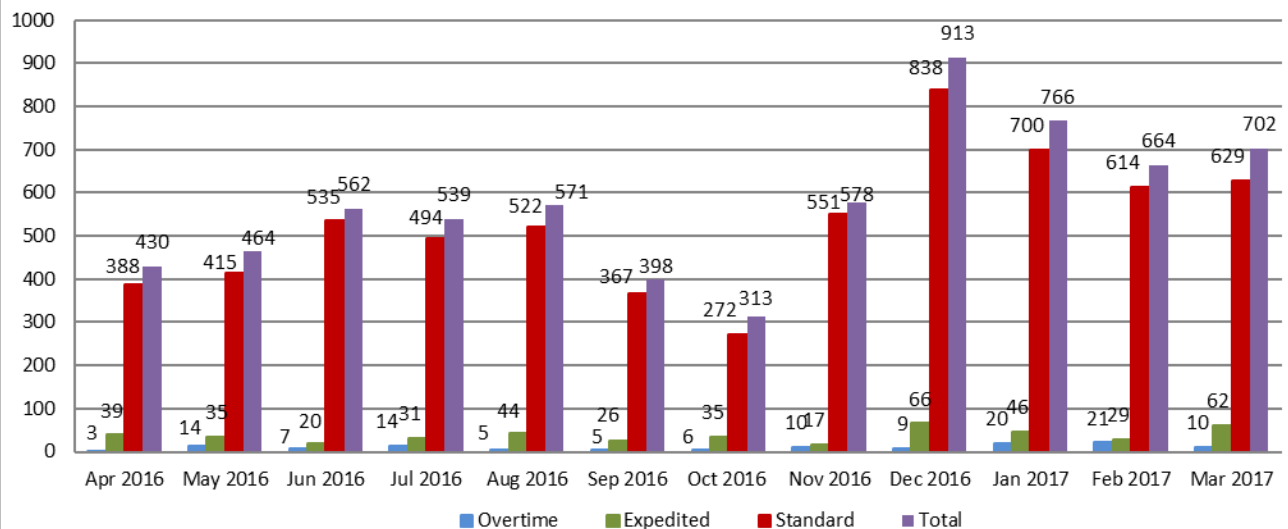
Existing Building Inspections - Previous 12 Months



# NEW CONSTRUCTION INSPECTIONS

	March 2017	March 2016
Standard	629	400
Expedited	62	34
Overtime	10	16
Total	702	450

New Construction Inspections - Previous 12 Months

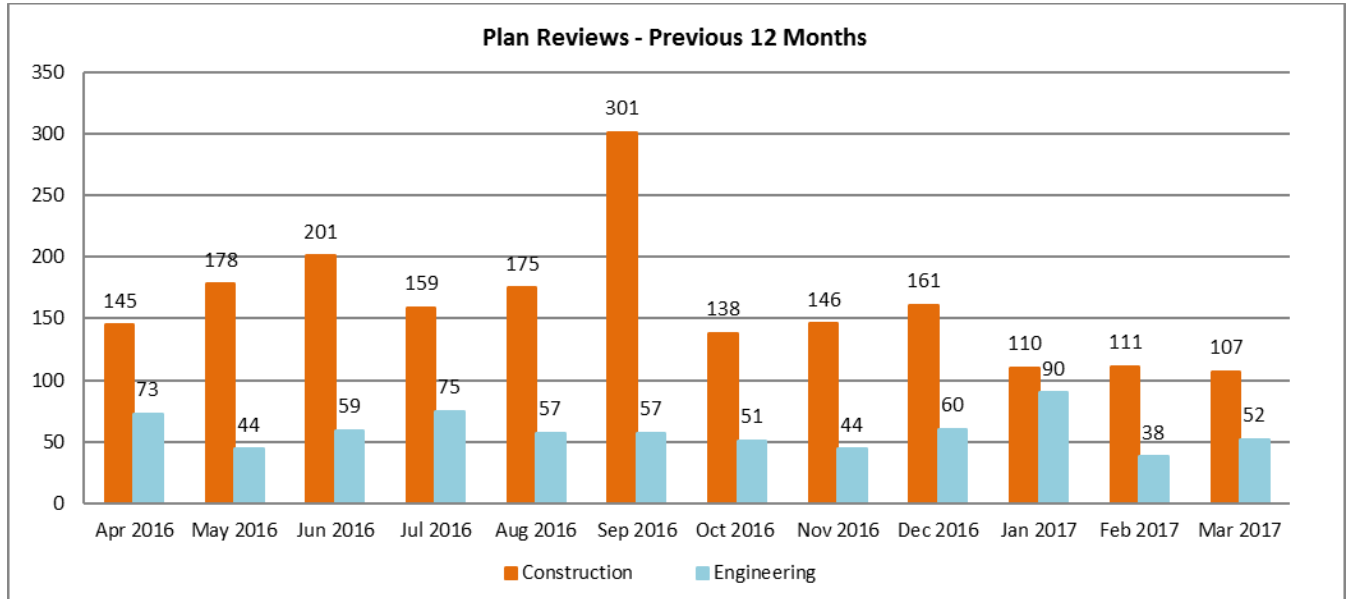


MARCH 2017



# PLAN REVIEWS

	March 2017	March 2016
Construction	107	158
Engineering	52	35



# FIRE LOSSES AND INVESTIGATIONS

	March 2017	March 2016
Investigations	3	3
Fires > \$10K Loss	4	3

# ITEMS OF INTEREST

On March 15, Captain Harrell taught a Hands-Only CPR and AED Use class in American Sign Language for 18 Deaf and Hearing-Impaired seniors at the Plano Senior Center.

MARCH 2017