



Plano Fire-Rescue

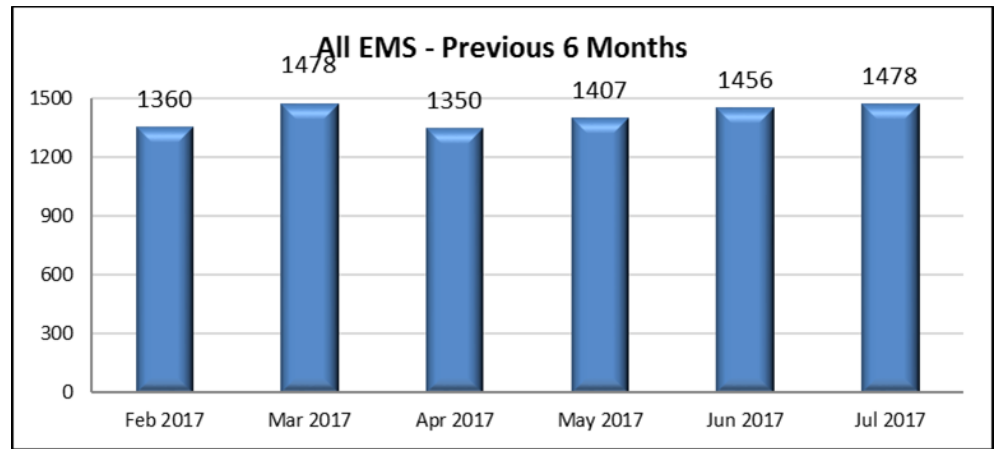
Monthly Update
July 2017

CONFIRMED INCIDENTS

Emergency Medical Services

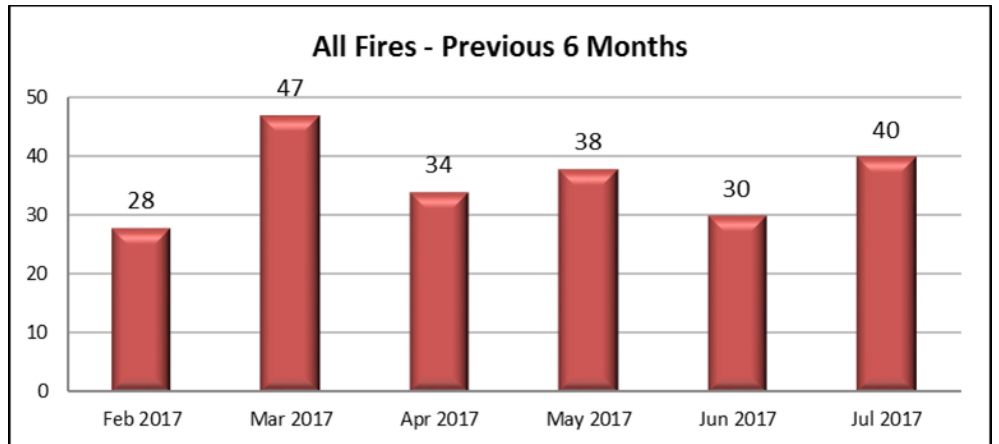
^Total Cardiac Arrests	13
^Total Saves*	1
^Utstein Cardiac Arrests	4
^Utstein Saves*	1
Myocardial Infarctions	5
Strokes	8
Motor Vehicle Accidents	170
Total EMS Incidents	1,478

^ Data from June 2017 CARES Report.
* Discharged from hospital neurologically intact.



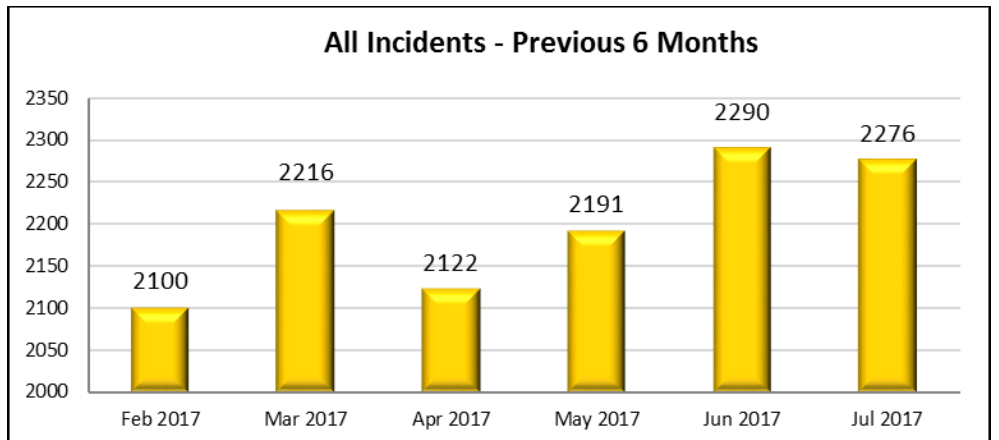
Fire Services

Structure Fires	3
Passenger Vehicle Fires	13
Grass/Brush/Vegetation Fires	3
Other Fires	21
Total Fire Incidents	40



All Incidents

Fires	40
EMS	1,478
Hazardous Conditions	46
False Alarms/Calls	173
Good Intent Calls	349
Service Calls	185
Other Incidents	5
Total Incidents	2,276





RESPONSE TIMES

ALL EMERGENT CALLS

	5 Year Average for July	July 2017 Average	July 2017 90 th Percentile
Turnout—All Turnouts Dispatch to Enroute	0:57	1:02	1:32
Travel—All Units Enroute to Arrival	4:20	4:20	7:06
FD Response Dispatch to Initial Arrival	4:49	4:52	7:00

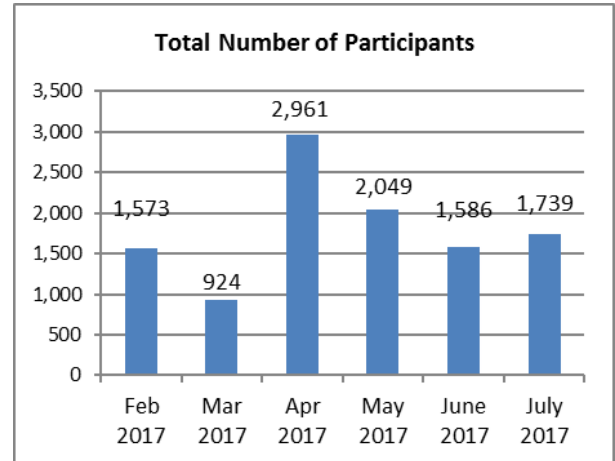
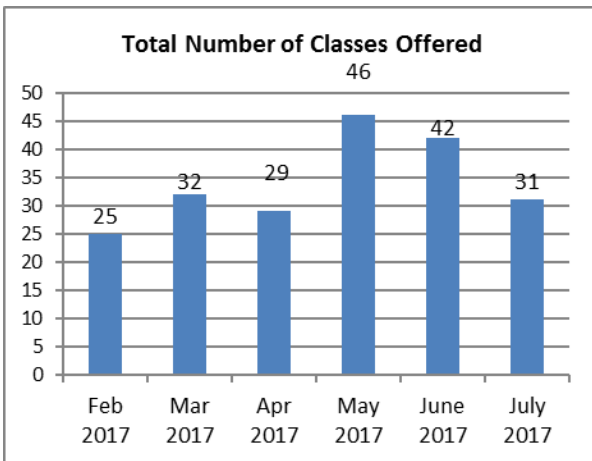
CITIZEN SURVEY RESPONSES

JUNE 2017 — 31 RESPONSES OF 200 CARDS SENT

	Response Time	Quality of Service	Courtesy of Personnel	Appearance of Personnel
Exceeded	83.87%	93.55%	96.77%	77.42%
Met	16.13%	6.45%	3.23%	22.58%
Did Not Meet	-	-	-	-

PUBLIC EDUCATION AND OUTREACH

	July 2017	February 2017— July 2017	February 2016 — July 2016
Total Number of Classes Offered	31	205	179
Total Number of Participants	1,739	10,832	9,041
Number of CPR Classes Offered	2	11	18
Number of CPR Participants	8	141	502



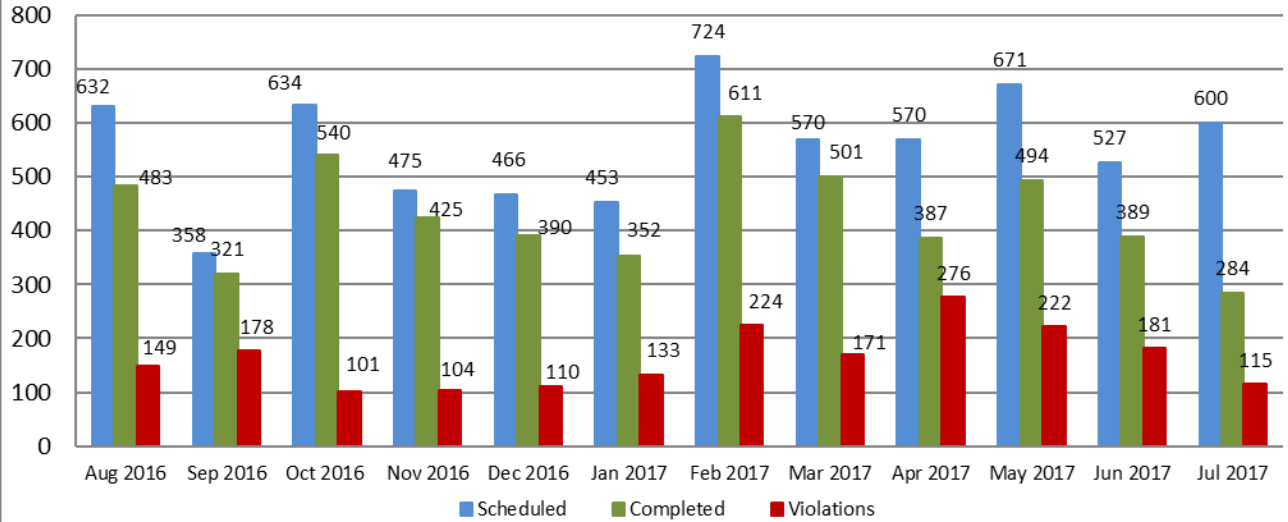
JULY 2017



EXISTING BUILDING INSPECTIONS

	July 2017	July 2016
Scheduled	600	577
Completed	284	493
Violations	115	119

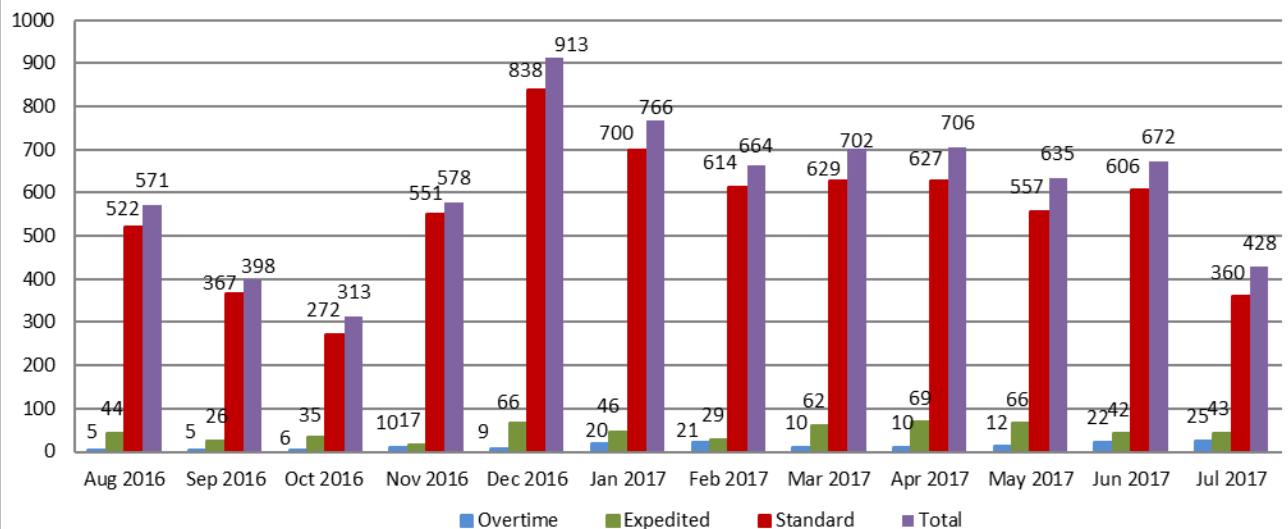
Existing Building Inspections - Previous 12 Months



NEW CONSTRUCTION INSPECTIONS

	July 2017	July 2016
Overtime	25	14
Expedited	43	31
Standard	360	494
Total	428	539

New Construction Inspections - Previous 12 Months

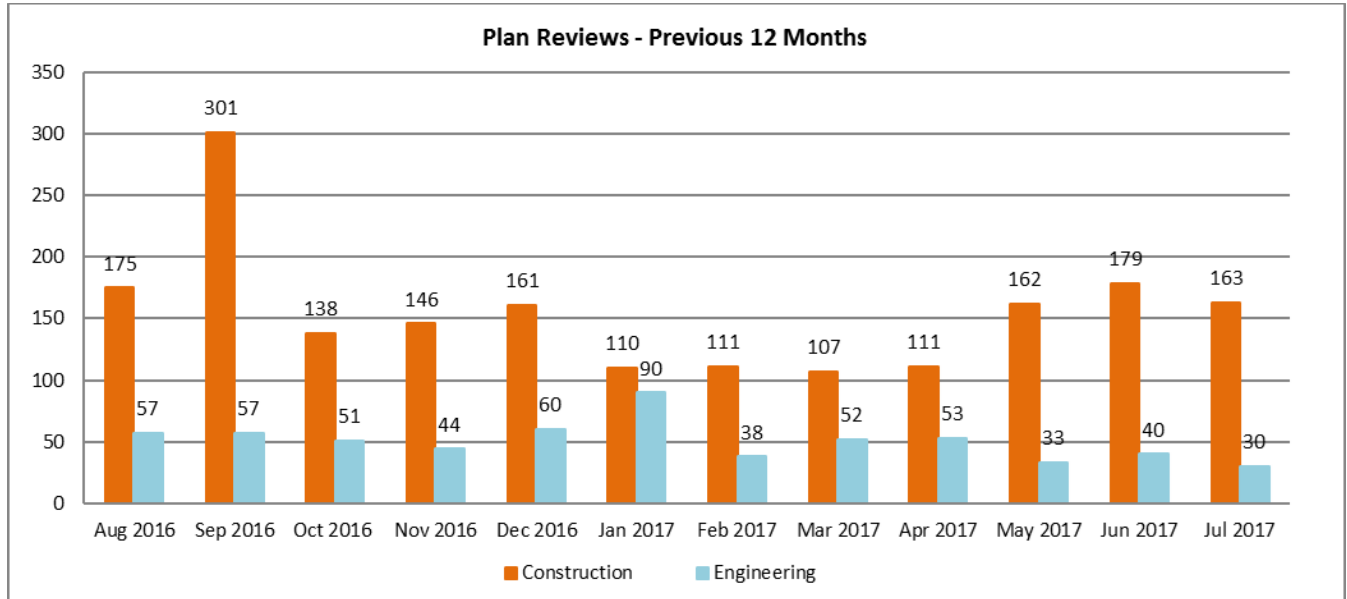


JULY 2017



PLAN REVIEWS

	July 2017	July 2016
Construction	163	159
Engineering	30	75



FIRE LOSSES AND INVESTIGATIONS

	July 2017	July 2016
Investigations	4	5
Fires > \$10K Loss	5	9

ITEMS OF INTEREST

Eight members of the Plano Fire Explorer Post 215 traveled to Burnet July 28 and 29 to compete in the Burnet Police and Fire Explorer competition. Plano's Fire Explorers won the following:

- First Place in CPR and AED
- Second Place in CPAT Individual Competition
- Second Place in Make and Break
- Second Place in Triple Lay
- Second Place in Firefighter Down/RIT

JULY 2017



BATTALION 1 RESPONSE TIMES

JULY 2017

	Count Emergent Non-Bunkout Turnouts (±20)	90th %ile Non-Bunkout Turnout (1:10 Target) (±20)	Count Emergent Bunkout Turnouts (±20)	90th %ile Bunkout Turnout (1:30 Target) (±20)	Count Travel - Emergent EMS (±20)	90th %ile Travel - Emergent EMS (±20)	Count Dispatch to Arrival - Emergent EMS (±20)	90th %ile Dispatch to Arrival - Emergent EMS (±20)	Count Travel - Structure Fire (±20)	90th %ile Travel - Structure Fire (±20)	Count Dispatch to Arrival - Structure Fire (±20)	90th %ile Dispatch to Arrival - Structure Fire (±20)
ENG1A	51	01:34	19	01:23	51	04:59	51	06:00	2	05:19	2	06:36
ENG1B	57	01:47	22	01:48	64	05:38	64	06:30	0	-	0	-
ENG1C	64	01:23	15	01:18	63	05:15	62	06:24	0	-	0	-
MED1A	63	01:16	9	01:10	66	07:25	66	08:15	1	02:42	1	03:24
MED1B	64	01:35	10	01:24	73	08:55	73	09:46	0	-	0	-
MED1C	68	01:21	10	01:28	74	08:04	74	08:48	0	-	0	-
TRK1A	11	01:08	14	01:30	13	08:12	13	09:17	3	06:15	3	07:47
TRK1B	17	01:42	14	01:58	24	08:11	24	09:22	1	06:30	1	08:21
TRK1C	15	01:38	17	01:28	19	07:37	19	08:25	0	-	0	-
ENG3A	30	01:35	6	01:28	26	05:20	27	07:09	3	06:40	3	08:08
ENG3B	31	01:30	10	01:40	33	06:05	33	07:01	1	03:29	1	05:09
ENG3C	27	01:19	10	01:24	29	05:33	29	06:46	0	-	0	-
MED3A	37	01:10	4	01:04	35	08:00	37	09:43	1	05:01	1	05:38
MED3B	42	01:26	7	01:32	46	07:35	46	08:13	1	03:45	1	05:23
MED3C	40	01:10	7	00:52	43	07:35	43	08:28	0	-	0	-
ENG4A	29	01:13	8	01:06	30	04:57	30	06:07	0	-	0	-
ENG4B	25	01:19	14	01:20	26	04:27	26	05:24	2	05:52	2	07:12
ENG4C	27	01:31	2	01:42	31	05:28	29	06:00	0	-	0	-
DMEDA	8	01:01	4	01:01	11	07:24	11	08:29	0	-	0	-
DMEDB	23	01:36	6	01:26	30	06:02	30	07:10	0	-	0	-
DMEDC	16	01:05	3	01:17	15	05:54	16	06:38	0	-	0	-
TRK4A	5	01:27	7	01:38	5	05:24	5	06:49	1	08:58	1	10:16
TRK4B	3	01:22	6	01:48	3	05:15	3	05:48	2	12:12	2	14:09
TRK4C	7	01:22	2	00:48	9	05:37	9	06:44	0	-	0	-
SQD1A	18	01:20	3	01:07	16	08:47	16	09:58	0	-	0	-
SQD1B	25	01:31	10	00:42	18	08:29	18	09:13	1	10:43	1	10:54
SQD1C	29	01:23	6	01:27	22	09:21	23	10:36	0	-	0	-



BATTALION 1 RESPONSE TIMES

JULY 2017

	Count Emergent Non-Bunkout Turnouts ($\pm 2\sigma$)	90th %ile Non-Bunkout Turnout (1:10 Target) ($\pm 2\sigma$)	Count Emergent Bunkout Turnouts ($\pm 2\sigma$)	90th %ile Bunkout Turnout (1:30 Target) ($\pm 2\sigma$)	Count Travel - Emergent EMS ($\pm 2\sigma$)	90th %ile Travel - Emergent EMS ($\pm 2\sigma$)	Count Dispatch to Arrival - Emergent EMS ($\pm 2\sigma$)	90th %ile Dispatch to Arrival - Emergent EMS ($\pm 2\sigma$)	Count Travel - Structure Fire ($\pm 2\sigma$)	90th %ile Travel - Structure Fire ($\pm 2\sigma$)	Count Dispatch to Arrival - Structure Fire ($\pm 2\sigma$)	90th %ile Dispatch to Arrival - Structure Fire ($\pm 2\sigma$)
ENG6A	25	01:40	11	01:38	30	06:57	30	08:22	1	06:52	1	08:56
ENG6B	36	01:40	12	01:47	41	04:58	42	06:12	0	-	0	-
ENG6C	29	01:24	6	01:20	33	04:04	34	05:13	0	-	0	-
MED6A	41	01:33	4	01:10	43	08:07	43	09:30	0	-	0	-
MED6B	47	01:28	12	01:05	49	07:22	50	08:20	0	-	0	-
MED6C	45	01:25	5	01:34	51	06:31	51	07:56	0	-	0	-
BATT1A	0	-	5	01:37	0	-	0	-	3	07:33	3	09:03
BATT1B	1	00:19	6	01:48	2	04:53	2	05:53	3	09:25	3	11:17
BATT1C	2	-	2	00:52	2	11:57	2	12:49	0	-	0	-
ENG10A	20	01:17	6	01:42	24	05:44	24	06:56	1	05:05	1	07:55
ENG10B	6	01:18	8	01:28	10	07:02	10	08:30	0	-	0	-
ENG10C	8	01:15	6	01:23	12	05:07	12	05:51	0	-	0	-
MED10A	32	01:14	9	01:16	39	07:41	39	08:48	1	06:59	1	07:43
MED10B	20	01:26	9	01:26	27	10:22	27	11:19	0	-	0	-
MED10C	23	01:17	5	01:15	25	05:31	26	07:15	0	-	0	-
ENG11A	7	01:21	2	01:23	8	05:15	8	06:33	1	05:50	1	07:53
ENG11B	8	01:12	5	01:15	9	04:54	9	06:07	1	08:15	1	09:31
ENG11C	6	01:34	0	-	7	04:10	7	05:30	0	-	0	-



BATTALION 2 RESPONSE TIMES

JULY 2017

	Count Emergent Non-Bunkout Turnouts (±2σ)	90th %ile Non-Bunkout Turnout (1:10 Target) (±2σ)	Count Emergent Bunkout Turnouts (±2σ)	90th %ile Bunkout Turnout (1:30 Target) (±2σ)	Count Travel - Emergent EMS (±2σ)	90th %ile Travel - Emergent EMS (±2σ)	Count Dispatch to Arrival - Emergent EMS (±2σ)	90th %ile Dispatch to Arrival - Emergent EMS (±2σ)	Count Travel - Structure Fire (±2σ)	90th %ile Travel - Structure Fire (±2σ)	Count Dispatch to Arrival - Structure Fire (±2σ)	90th %ile Dispatch to Arrival - Structure Fire (±2σ)
ENG2A	40	01:35	21	01:24	51	05:52	51	06:59	2	04:03	2	05:25
ENG2B	45	01:45	12	02:10	49	05:52	48	07:16	0	-	0	-
ENG2C	49	01:33	10	01:11	44	05:03	43	06:26	0	-	0	-
MED2A	51	01:27	12	01:06	60	07:01	60	07:56	0	-	0	-
MED2B	57	01:13	5	01:04	57	07:41	57	09:09	0	-	0	-
MED2C	64	01:20	11	01:17	69	06:53	69	07:58	0	-	0	-
TRK2A	0	-	0	-	0	-	0	-	0	-	0	-
TRK2B	0	-	0	-	0	-	0	-	0	-	0	-
TRK2C	0	-	0	-	0	-	0	-	0	-	0	-
ENG5A	14	01:40	10	01:31	19	05:35	19	06:59	0	-	0	-
ENG5B	31	01:30	10	01:35	36	05:37	36	07:00	0	-	0	-
ENG5C	32	01:18	14	01:27	38	06:21	39	07:36	0	-	0	-
TRK5A	3	01:10	5	01:46	5	05:42	5	06:52	0	-	0	-
TRK5B	3	01:28	8	01:35	8	07:12	8	08:28	1	09:06	1	10:13
TRK5C	8	01:15	12	01:22	16	05:39	16	06:42	0	-	0	-
ENG7A	16	01:31	11	01:38	24	05:49	24	06:54	0	-	0	-
ENG7B	21	01:37	7	01:14	24	05:30	24	06:28	0	-	0	-
ENG7C	21	01:27	12	01:51	30	06:05	29	07:30	0	-	0	-
MED7A	28	01:12	13	01:10	38	06:37	38	07:13	0	-	0	-
MED7B	34	01:16	10	01:08	39	06:51	40	07:57	0	-	0	-
MED7C	45	01:15	13	01:29	49	07:55	49	09:01	0	-	0	-
ENG8A	15	01:27	10	01:38	19	06:24	20	07:44	0	-	0	-
ENG8B	13	01:32	5	02:00	15	05:30	15	07:05	0	-	0	-
ENG8C	16	01:18	8	01:21	21	05:38	21	06:51	0	-	0	-
TRK8A	3	01:09	6	01:51	5	05:36	5	06:26	0	-	0	-
TRK8B	4	01:07	8	01:39	9	07:48	9	08:38	0	-	0	-
TRK8C	3	01:17	4	01:29	2	04:58	2	05:58	0	-	0	-



BATTALION 2 RESPONSE TIMES

JULY 2017

	Count Emergent Non-Bunkout Turnouts ($\pm 2\sigma$)	90th %ile Non-Bunkout Turnout (1:10 Target) ($\pm 2\sigma$)	Count Emergent Bunkout Turnouts ($\pm 2\sigma$)	90th %ile Bunkout Turnout (1:30 Target) ($\pm 2\sigma$)	Count Travel - Emergent EMS ($\pm 2\sigma$)	90th %ile Travel - Emergent EMS ($\pm 2\sigma$)	Count Dispatch to Arrival - Emergent EMS ($\pm 2\sigma$)	90th %ile Dispatch to Arrival - Emergent EMS ($\pm 2\sigma$)	Count Travel - Structure Fire ($\pm 2\sigma$)	90th %ile Travel - Structure Fire ($\pm 2\sigma$)	Count Dispatch to Arrival - Structure Fire ($\pm 2\sigma$)	90th %ile Dispatch to Arrival - Structure Fire ($\pm 2\sigma$)
ENG9A	17	01:22	4	01:29	19	04:40	19	05:42	0	-	0	-
ENG9B	26	01:08	2	01:02	27	04:20	27	05:21	0	-	0	-
ENG9C	27	01:29	6	01:25	31	05:28	31	06:58	0	-	0	-
MED9A	23	01:23	8	01:18	26	07:01	26	08:05	0	-	0	-
MED9B	34	01:22	5	01:15	36	05:57	36	06:46	0	-	0	-
MED9C	38	01:41	7	01:21	41	06:31	41	07:31	0	-	0	-
ENG12A	19	01:30	15	01:32	27	04:30	27	05:33	0	-	0	-
ENG12B	32	01:26	8	01:12	38	05:28	37	06:34	0	-	0	-
ENG12C	34	01:38	9	01:54	31	05:21	31	05:50	0	-	0	-
MED12A	57	01:28	10	01:19	60	08:06	60	09:00	0	-	0	-
MED12B	61	01:18	11	01:14	66	07:12	66	08:15	0	-	0	-
MED12C	59	01:23	11	01:12	55	06:46	55	07:41	0	-	0	-
BATT2A	0	-	6	01:10	1	04:47	1	05:44	0	-	0	-
BATT2B	1	01:53	4	01:52	0	-	0	-	1	12:31	0	-
BATT2C	1	01:02	1	01:30	2	07:34	2	08:39	0	-	0	-
ENG13A	8	01:13	8	01:24	11	05:35	11	06:33	0	-	0	-
ENG13B	9	01:31	6	01:12	10	06:49	10	07:26	0	-	0	-
ENG13C	9	01:40	9	01:22	14	08:01	14	08:59	0	-	0	-