



# Plano Fire-Rescue

Monthly Update  
August 2017

## CONFIRMED INCIDENTS

### Emergency Medical Services

^Total Cardiac Arrests	15
^Total Saves*	3
^Utstein Cardiac Arrests	3
^Utstein Saves*	2
Myocardial Infarctions	7
Strokes	11
Motor Vehicle Accidents	208
Total EMS Incidents	1,480

^ Data from July 2017 CARES Report.  
\* Discharged from hospital neurologically intact.

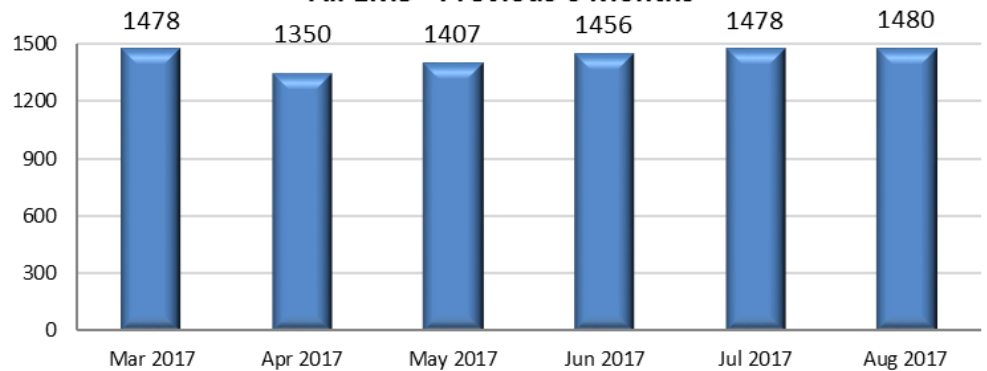
### Fire Services

Structure Fires	7
Passenger Vehicle Fires	7
Grass/Brush/Vegetation Fires	0
Other Fires	15
Total Fire Incidents	29

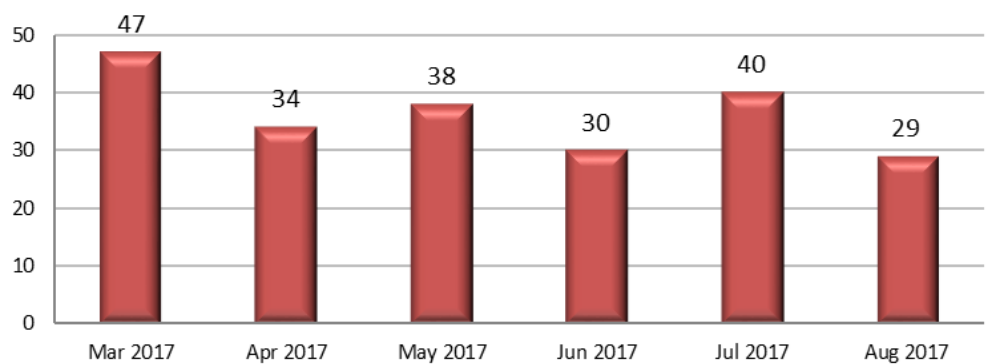
### All Incidents

Fires	29
EMS	1,480
Hazardous Conditions	61
False Alarms/Calls	163
Good Intent Calls	344
Service Calls	243
Other Incidents	6
Total Incidents	2,326

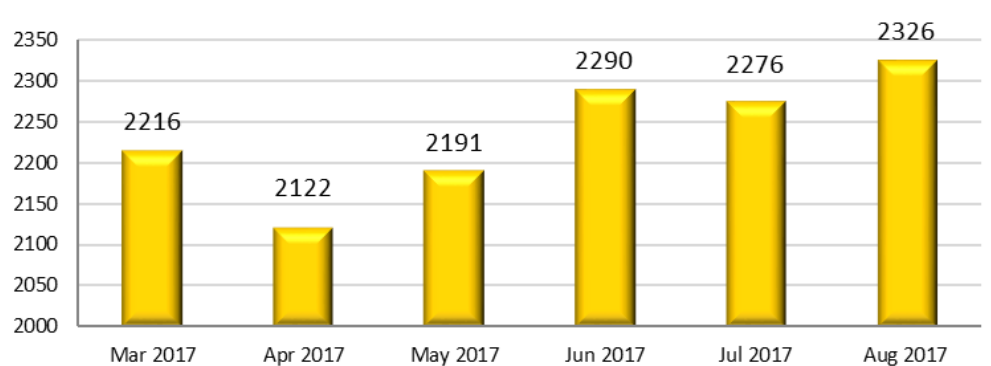
### All EMS - Previous 6 Months



### All Fires - Previous 6 Months



### All Incidents - Previous 6 Months





# RESPONSE TIMES

## ALL EMERGENT CALLS

	5 Year Average for August (2012-2016)	August 2017 Average	August 2017 90 <sup>th</sup> Percentile
Turnout—All Turnouts Dispatch to Enroute	0:58	1:02	1:32
Travel—All Units Enroute to Arrival	4:15	4:28	7:18
FD Response Dispatch to Initial Arrival	4:46	4:55	7:07

# CITIZEN SURVEY RESPONSES

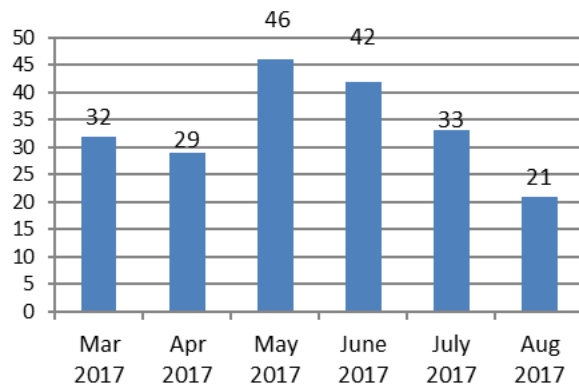
## JULY 2017 — 31 RESPONSES OF 200 CARDS SENT

	Response Time	Quality of Service	Courtesy of Personnel	Appearance of Personnel
Exceeded	80.00%	71.43%	85.71%	82.86%
Met	20.00%	28.57%	14.29%	17.14%
Did Not Meet	-	-	-	-

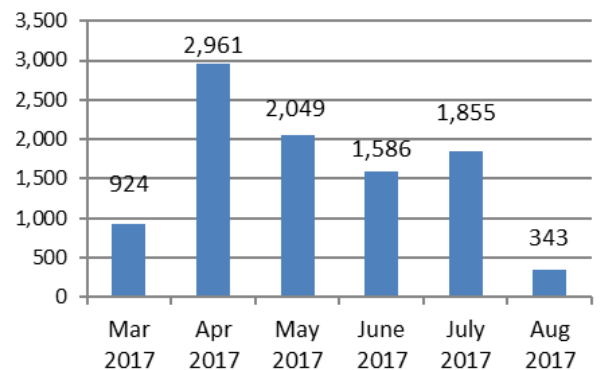
# PUBLIC EDUCATION AND OUTREACH

	August 2017	March 2017— August 2017	March 2016 — August 2016
Total Number of Classes Offered	21	203	179
Total Number of Participants	343	9,718	10,008
Number of CPR Classes Offered	4	14	13
Number of CPR Participants	67	194	212

Total Number of Classes Offered



Total Number of Participants



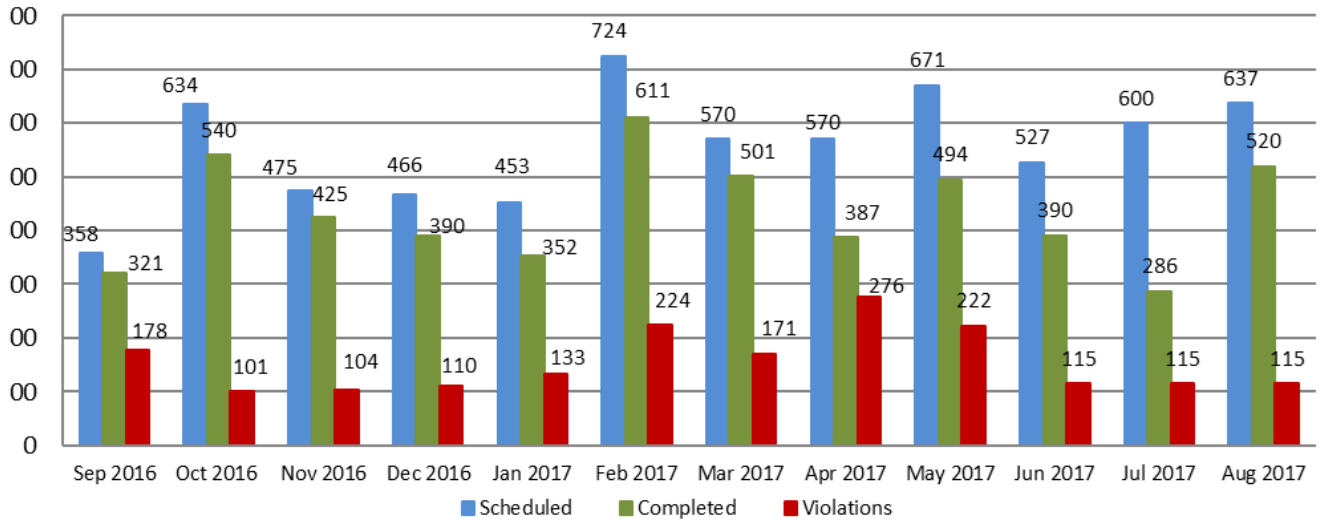
AUGUST 2017



# EXISTING BUILDING INSPECTIONS

	August 2017	August 2016
Scheduled	637	632
Completed	520	483
Violations	115	149

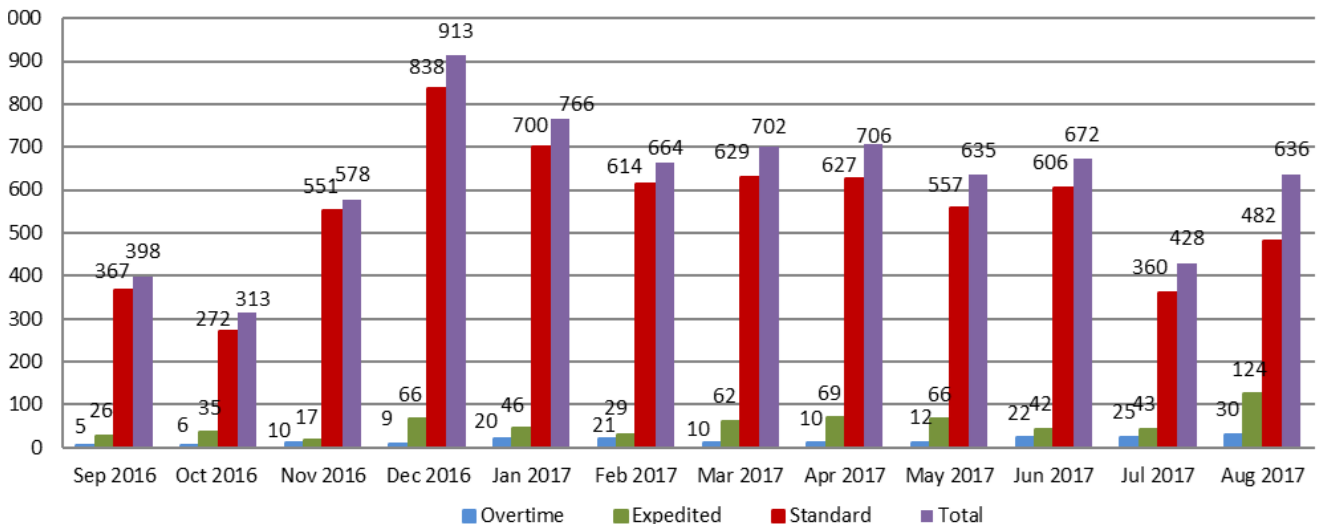
Existing Building Inspections - Previous 12 Months



# NEW CONSTRUCTION INSPECTIONS

	August 2017	August 2016
Overtime	30	14
Expedited	124	31
Standard	482	494
Total	636	539

New Construction Inspections - Previous 12 Months



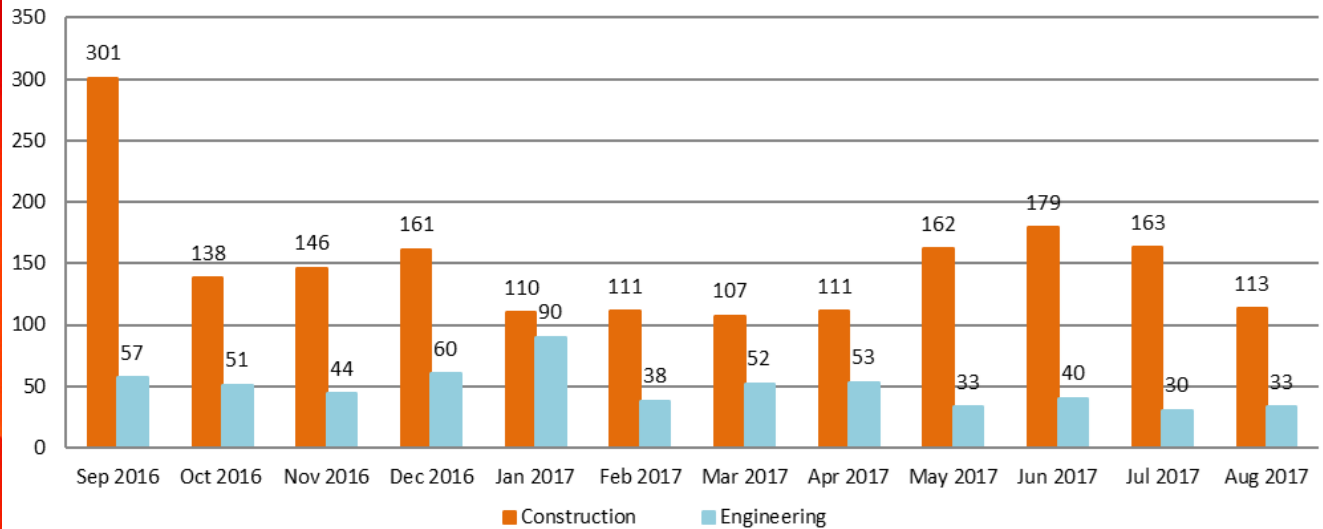
AUGUST 2017



# PLAN REVIEWS

	August 2017	August 2016
Construction	117	175
Engineering	33	57

Plan Reviews - Previous 12 Months



# FIRE LOSSES AND INVESTIGATIONS

	August 2017	August 2016
Investigations	2	1
Fires > \$10K Loss	4	5

# ITEMS OF INTEREST

On August 1, the year's four weeks of Vacation Safety School wrapped up with 30 children, ages 6 to 9 years. They visited Station 1 for the morning to:

- Tour Station 1 and Engine 1
- Bunk out for a photo in child-sized bunker gear
- Learn about smoke alarms and home escape planning
- See the Plano LAFS (Life And Fire Safety) clowns and characters program on drowning prevention
- Learn about being safe on the DART light rail and buses

It was a fun morning!

AUGUST 2017



# BATTALION 1 RESPONSE TIMES

**AUGUST 2017**

	Count Emergent Non-Bunkout Turnouts (±20)	90th %ile Non-Bunkout Turnout (1:10 Target) (±20)	Count Emergent Bunkout Turnouts (±20)	90th %ile Bunkout Turnout (1:30 Target) (±20)	Count Travel - Emergent EMS (±20)	90th %ile Travel - Emergent EMS (±20)	Count Dispatch to Arrival - Emergent EMS (±20)	90th %ile Dispatch to Arrival - Emergent EMS (±20)	Count Travel - Structure Fire (±20)	90th %ile Travel - Structure Fire (±20)	Count Dispatch to Arrival - Structure Fire (±20)	90th %ile Dispatch to Arrival - Structure Fire (±20)
ENG1A	53	01:35	21	01:41	58	04:54	58	06:03	0	-	0	-
ENG1B	52	01:41	14	02:02	48	05:07	48	06:45	3	05:51	3	06:55
ENG1C	43	01:27	23	01:38	57	05:13	56	06:05	2	07:40	2	09:31
MED1A	63	01:09	11	01:09	65	06:30	65	07:30	0	-	0	-
MED1B	59	01:41	7	01:47	57	06:54	57	08:04	1	03:00	1	04:48
MED1C	55	01:27	11	01:35	60	09:12	61	09:57	0	-	0	-
TRK1A	9	01:33	13	01:41	14	07:26	13	08:58	0	-	0	-
TRK1B	13	01:41	20	01:53	17	07:20	17	08:50	2	04:47	2	06:42
TRK1C	18	01:17	14	02:11	22	08:00	22	09:44	3	07:19	3	08:57
ENG3A	25	01:33	10	01:47	27	06:23	27	07:33	0	-	0	-
ENG3B	17	01:26	13	01:24	25	06:36	25	07:44	2	06:02	2	07:19
ENG3C	22	01:21	9	01:39	22	06:26	23	08:19	2	06:16	2	08:17
MED3A	39	01:15	7	01:11	43	07:58	43	09:05	0	-	0	-
MED3B	29	01:18	6	01:24	32	06:01	32	07:14	1	04:45	1	06:20
MED3C	29	00:56	10	01:01	34	07:49	34	08:32	1	09:16	1	10:14
ENG4A	34	01:10	7	01:09	37	04:31	37	05:26	0	-	0	-
ENG4B	25	01:13	6	01:28	29	05:20	30	06:24	2	09:23	2	10:44
ENG4C	28	01:17	10	01:09	29	05:15	30	06:06	2	08:12	2	08:42
DMEDA	24	01:04	1	00:44	21	09:31	21	10:31	0	-	0	-
DMEDB	34	01:23	5	01:38	39	09:05	40	10:15	1	01:49	1	03:51
DMEDC	24	01:05	4	01:11	27	06:55	27	07:41	0	-	0	-
TRK4A	3	01:59	7	01:52	5	04:35	5	05:58	0	-	0	-
TRK4B	5	01:27	8	01:50	4	04:56	4	05:52	3	07:09	3	08:31
TRK4C	12	01:25	7	01:35	12	06:22	12	07:45	2	10:20	2	12:04
SQD1A	23	01:30	3	00:50	19	08:50	19	09:55	0	-	0	-
SQD1B	22	01:05	6	00:43	16	10:47	16	11:37	2	08:40	2	08:49
SQD1C	19	01:41	5	01:42	13	12:27	15	12:47	1	09:38	1	11:36



# BATTALION 1 RESPONSE TIMES

**AUGUST 2017**

	Count Emergent Non-Bunkout Turnouts ( $\pm 20$ )	90th %ile Non-Bunkout Turnout (1:10 Target) ( $\pm 20$ )	Count Emergent Bunkout Turnouts ( $\pm 20$ )	90th %ile Bunkout Turnout (1:30 Target) ( $\pm 20$ )	Count Travel - Emergent EMS ( $\pm 20$ )	90th %ile Travel - Emergent EMS ( $\pm 20$ )	Count Dispatch to Arrival - Emergent EMS ( $\pm 20$ )	90th %ile Dispatch to Arrival - Emergent EMS ( $\pm 20$ )	Count Travel - Structure Fire ( $\pm 20$ )	90th %ile Travel - Structure Fire ( $\pm 20$ )	Count Dispatch to Arrival - Structure Fire ( $\pm 20$ )	90th %ile Dispatch to Arrival - Structure Fire ( $\pm 20$ )
ENG6A	32	01:38	12	01:37	37	06:07	37	07:29	0	-	0	-
ENG6B	29	01:46	13	01:45	27	06:13	27	07:54	3	06:49	3	08:35
ENG6C	23	01:24	15	01:43	26	05:51	26	07:15	2	06:52	2	08:39
MED6A	43	01:17	9	01:08	47	06:39	48	07:32	0	-	0	-
MED6B	35	01:38	11	01:02	36	07:36	35	08:40	1	02:46	1	03:35
MED6C	39	01:19	10	01:30	34	07:12	34	08:07	2	07:52	2	09:51
BATT1A	0	-	2	01:27	0	-	0	-	0	-	0	-
BATT1B	0	-	6	01:53	0	-	0	-	3	07:38	3	08:46
BATT1C	0	-	7	01:22	2	12:37	2	13:27	3	07:37	3	09:10
ENG10A	15	01:27	6	01:35	19	06:08	20	07:12	1	03:13	1	04:19
ENG10B	14	01:16	2	01:27	14	05:57	14	07:09	0	-	0	-
ENG10C	17	01:20	4	01:18	15	05:51	15	06:35	0	-	0	-
MED10A	33	01:30	7	01:14	33	07:49	33	08:59	1	03:20	1	04:29
MED10B	25	01:18	6	01:11	28	10:08	28	11:04	0	-	0	-
MED10C	24	01:16	8	01:18	27	08:24	28	09:49	0	-	0	-
ENG11A	10	01:29	2	01:17	10	04:31	10	05:30	0	-	0	-
ENG11B	5	01:13	2	01:15	4	04:18	4	05:27	1	14:38	1	15:58
ENG11C	12	01:31	6	01:47	14	06:10	14	07:32	2	07:23	2	08:47



# BATTALION 2 RESPONSE TIMES

**AUGUST 2017**

	Count Emergent Non-Bunkout Turnouts (±2σ)	90th %ile Non-Bunkout Turnout (1:10 Target) (±2σ)	Count Emergent Bunkout Turnouts (±2σ)	90th %ile Bunkout Turnout (1:30 Target) (±2σ)	Count Travel - Emergent EMS (±2σ)	90th %ile Travel - Emergent EMS (±2σ)	Count Dispatch to Arrival - Emergent EMS (±2σ)	90th %ile Dispatch to Arrival - Emergent EMS (±2σ)	Count Travel - Structure Fire (±2σ)	90th %ile Travel - Structure Fire (±2σ)	Count Dispatch to Arrival - Structure Fire (±2σ)	90th %ile Dispatch to Arrival - Structure Fire (±2σ)
ENG2A	44	01:18	9	01:20	43	06:00	43	07:00	0	-	0	-
ENG2B	42	01:45	14	01:36	48	05:50	47	06:53	2	06:40	2	08:00
ENG2C	41	01:30	14	01:27	43	05:17	43	06:11	2	04:40	2	06:06
MED2A	55	01:24	7	00:58	59	06:01	59	07:17	0	-	0	-
MED2B	56	01:15	5	01:07	55	06:51	55	07:57	0	-	0	-
MED2C	51	01:13	10	01:36	56	06:23	58	07:36	2	04:01	2	04:59
TRK2A	0	-	0	-	0	-	0	-	0	-	0	-
TRK2B	0	-	0	-	0	-	0	-	0	-	0	-
TRK2C	0	-	0	-	0	-	0	-	0	-	0	-
ENG5A	34	01:39	8	01:36	35	05:52	35	07:15	0	-	0	-
ENG5B	33	01:18	13	01:35	41	06:02	41	07:31	1	04:31	1	06:06
ENG5C	32	01:21	9	01:15	33	04:59	33	06:11	0	-	0	-
TRK5A	8	01:33	9	01:51	10	05:06	10	06:43	0	-	0	-
TRK5B	6	01:35	12	01:29	12	05:29	12	06:55	1	03:51	1	05:30
TRK5C	7	01:28	9	01:36	9	04:56	9	06:02	0	-	0	-
ENG7A	33	01:34	14	01:28	38	05:06	39	06:02	0	-	0	-
ENG7B	28	01:38	16	01:23	32	05:23	32	06:23	0	-	0	-
ENG7C	28	01:31	9	01:44	31	06:13	31	07:16	0	-	0	-
MED7A	40	01:12	15	01:12	52	07:44	52	08:37	0	-	0	-
MED7B	43	01:34	17	01:17	48	07:33	48	08:29	0	-	0	-
MED7C	42	01:20	10	01:33	47	06:32	47	08:05	63	-	63	-
ENG8A	18	01:21	8	02:01	21	07:32	22	08:52	1	03:57	1	05:33
ENG8B	17	01:32	10	01:32	25	05:40	24	06:48	1	05:28	1	07:00
ENG8C	9	01:28	10	01:32	18	07:15	18	08:20	0	-	0	-
TRK8A	4	01:33	5	01:52	7	06:36	7	07:19	1	03:25	1	05:17
TRK8B	2	01:45	6	02:11	5	05:47	5	07:41	1	09:08	1	11:12
TRK8C	1	00:59	6	02:12	2	04:09	2	05:58	0	-	0	-



# BATTALION 2 RESPONSE TIMES

# AUGUST 2017

	Count Emergent Non-Bunkout Turnouts (±2σ)	90th%ile Non-Bunkout Turnout (1:10 Target) (±2σ)	Count Emergent Bunkout Turnouts (±2σ)	90th %ile Bunkout Turnout (1:30 Target) (±2σ)	Count Travel - Emergent EMS (±2σ)	90th %ile Travel - Emergent EMS (±2σ)	Count Dispatch to Arrival - Emergent EMS (±2σ)	90th %ile Dispatch to Arrival - Emergent EMS (±2σ)	Count Travel - Structure Fire (±2σ)	90th %ile Travel - Structure Fire (±2σ)	Count Dispatch to Arrival - Structure Fire (±2σ)	90th %ile Dispatch to Arrival - Structure Fire (±2σ)
ENG9A	21	01:18	14	01:33	25	05:56	24	06:18	0	-	0	-
ENG9B	19	01:18	6	01:16	20	05:22	19	06:07	1	03:08	1	03:23
ENG9C	23	01:32	4	01:30	24	05:23	25	05:55	0	-	0	-
MED9A	40	01:08	10	01:15	47	08:46	47	09:42	0	-	0	-
MED9B	38	01:19	7	01:32	39	07:31	39	08:17	0	-	0	-
MED9C	30	01:22	4	01:14	33	07:16	33	08:26	0	-	0	-
ENG12A	29	01:32	10	01:24	28	06:05	28	07:38	0	-	0	-
ENG12B	27	01:26	9	01:22	31	04:38	31	05:32	4	05:47	4	06:40
ENG12C	20	01:31	7	01:46	20	05:08	20	06:19	0	-	0	-
MED12A	63	01:20	5	01:28	67	07:04	67	07:59	0	-	0	-
MED12B	49	01:13	9	01:02	50	06:48	50	07:48	2	04:35	2	05:09
MED12C	58	01:19	9	01:10	57	06:17	57	07:50	0	-	0	-
BATT2A	0	-	4	01:01	1	00:03	1	00:08	0	-	0	-
BATT2B	0	-	7	01:10	3	07:00	3	08:09	4	09:11	4	10:05
BATT2C	0	-	5	01:21	0	-	1	00:49	2	13:43	1	08:30
ENG13A	11	01:25	8	01:15	17	07:17	18	08:12	0	-	0	-
ENG13B	11	01:24	11	01:53	13	08:26	13	09:38	0	-	0	-
ENG13C	6	01:32	5	01:29	9	06:30	9	07:48	0	-	0	-